

Hello Fallow Deer,


Well done! You are all doing so well with your home learning! Along with your parents you must be very proud! We hope there are some reward systems in place at home for your hard work. We will try and sort some rewards/certificates out from school too. We have loved seeing your many photos and reading your emails. Keep sending them please to fallow-deer@woodside.gloucs.sch.uk Here are some photos you have sent in - we hope you enjoy seeing your classmates and what they've been up to! We enjoyed playing in the snow with our families and it's been lovely to see that you did too!



We miss you lots and we are looking forward to when we are all able to be together again. Stay alert and stay safe!




From Mrs Jeavons & Mrs Oliver



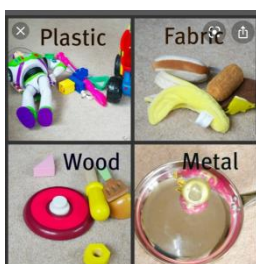
Home learning for the week starting 1st February

Additional resources will be emailed to you

	Monday	Tuesday	Wednesday	Thursday	Friday
9.00-9.30	PE with Joe Wicks	Yoga https://www.youtube.com/user/CosmicKidsYoga	PE with Joe Wicks	Dance workout https://www.youtube.com/watch?v=QphRMaB_LM	PE with Joe Wicks
9.30-10:00	<p>Phonics/Spelling:</p> <p>Each day you can use the links below to watch a phonic video and join in with the activities on there. For Year One it is a dated activity. For Year Two it's time to revise all your sounds so you need to start from the top dated 7th September and work through daily.</p> <p>Phonic focus for Year One: https://lettersandsounds.org.uk/for-home/year-1</p> <p>Phonic focus for Year Two: https://lettersandsounds.org.uk/for-home/y2-phonics-screening-check-revision</p> <p>Continue to work on the common exception words for Year 1 & 2. Lots of you are making really good progress with these!! If you could continue to choose a few of these to test your child on at the end of each week that would be great! Hopefully by February half term they should know them well!</p> <p>Y1 spelling list based on Letters and Sounds videos: sea, free, few, blue, goat, hope, high, night, five, alive</p> <p>Y2 spelling test needs to be based on the common exception words:</p>				
10:00-10.45	<p>Zoom meeting (Monday 10am)</p> <p>Text: Elephant Dance: a journey to India</p> <p>Literacy – nouns</p> <p>After the zoom you need to make a list of nouns from the book – names of people, animals and places.</p> <p>Follow this up with writing a list of noun phrases (from the book and your own) – illustrate these too if you have time!</p> <ul style="list-style-type: none"> - Woolly scarf - Fleecy slippers - Fiery ball - Ferocious tiger <p>WILF: An understanding of what a noun is and what a noun phrase is.</p>	<p>Literacy – similes</p> <p>Watch video clip about similes https://www.youtube.com/watch?v=pm6zt24w0qU</p> <p>Write a simile for each colour of the rainbow. See my example. (Aim for 6-7 colours)</p>  <p>WILF: Interesting similes based on</p>	<p>Literacy – adjectives</p> <p>Watch this video clip about adjectives https://www.bbc.co.uk/bitesize/topics/zrqqtfr/articles/zy2r6yc</p> <p>Think of all the adjectives you can to describe an elephant. Be as imaginative and creative as possible and write them all inside the elephant outline and then illustrate a beautiful background.</p>	<p>Literacy – comprehension</p> <p>Complete the comprehension sheets which have been emailed to you. There is a Year 1 and a Year 2 one.</p> <p>WILF: Evidence that you know the story and have understood it well.</p>	

		<i>the colours of the rainbow.</i>	<i>WILF: Imaginative describing words.</i>	
10.45-11:00	Playtime			
11.00-11:10	Mental Maths Money games to support this week: https://www.topmarks.co.uk/money/coins-game https://www.topmarks.co.uk/money/toy-shop-money https://natwest.mymoneysense.com/students/students-5-8/coin-cruncher/ These games will help to support your maths skills: Daily 10 (choose your own time limit) https://www.topmarks.co.uk/maths-games/daily10 KS2 Maths Invaders have levels for Yr1 and Yr2 using a range of number skills. https://mathsframe.co.uk/en/resources/resource/289/KS2_Maths_Invaders			
11:10 – 12:00	www.mymaths.com Have a look at the money activities on the site for Yr2. Recognising Coins Using Coins Using Money			
Maths Yr1 Make some coins up to £2. Make these amounts with your coins: 8p, 12p, 14p, 15p, 18p, 24p, 28p, 32p. See the Fallow Deer page for Twist Its and Solve Its for the week. Yr2 Compare Money. https://whiterosemaths.com/homelearning/year-2/week-11-measurement-money/ Worksheet, Twist Its and Solve Its are on the Fallow Deer page for the week.	Maths Yr1 How many ways can you make 10p using your coins? Extend: How many ways use only copper coins? How many ways use only silver coins? Yr2 Find the total. https://whiterosemaths.com/homelearning/year-2/week-11-measurement-money/	Maths Yr1 To compare different amounts of money. https://classroom.thenational.academy/lessons/to-compare-different-amounts-of-money-6gwk8c Yr2 Find the difference. https://whiterosemaths.com/homelearning/year-2/week-11-measurement-money/	Maths Yr1 To add amounts of money. Play with your shop from last week. Give each item a price (depending on how confident your child is with adding). Choose 2 items and work out the total. Count out the total with the correct amount of coins. Yr2 Find change. https://whiterosemaths.com/homelearning/year-2/week-11-measurement-money/	Maths Yr1 Challenge. Mrs Oliver has 5 coins in her pocket. How much money could she have? Find as many answers as you can. Yr2 Two step problems. https://whiterosemaths.com/homelearning/year-2/week-11-measurement-money/

12:00-1.00	Lunchtime			
1:00 – 2:00	<p><u>Geography</u> <i>What do I know about India?</i> On a large piece of paper write this title. Around the title write and draw all the things you have learned about India over the last few weeks. Try to do this from your memory rather than looking at any resources.</p>	<p><u>Science –Materials</u> Watch https://classroom.thenational.academy/units/materials-de3f and do the follow up worksheet. Extension: can you find objects around your house and group them into material groups and take a photograph.</p>	<p><u>RE</u> The 5 Pillars of Islam. Watch the BBC Bitesize clip. https://www.bbc.co.uk/teach/class-clips-video/religious-studies-ks1-the-five-pillars-of-islam/zv84jhv Look at the sheet on The Fallow Deer page. Draw a picture to show what each of the 5 Pillars mean.</p>	<p><u>Golden Time</u> Time for enrichment: Cooking, playing, walking, cycling, art, gardening, board games.</p>



Reading: I have emailed you about the new reading books online. Let me know if you have any problems with this. Some of you have asked to be moved up a level which I am trying to sort it.

Continue to aim to read every day! Read books or comics you have at home, even the tricky ones can be shared with someone at home. These websites are useful for online books:

www.bbc.co.uk

www.booktrust.org.uk

www.oxfordowl.co.uk

www.freechildrenstories.com

www.twinkle.co.uk has some great stories as power-points with comprehension questions to go with them which are great – just select the year group and get going!