

*Hello Fallow Deer,*

*This is your last week at home! Next week we will all be together in school at last! We know that this will bring lots of different feelings so we're going to look at that a little this week on our Zoom and also as your activity for Wednesday afternoon. We've had some lovely Spring weather this week and I've loved spotting all the signs of Spring in my garden. As I told you on Zoom last week, Spring is my favourite season because of all the beautiful colours appearing.*



*Some things you will need this term. (We will plan to do this in school now so it would be useful if you could bring the things in I've highlighted when we return to school)*

*Week 4 (8<sup>th</sup> March) a jar, kitchen paper and a bean to grow.*

*Week 5 (22<sup>nd</sup> March) a small selection of branches and a vase to create an Easter tree, scrap paper, odd bits of wrapping paper, ribbon and wool.*

*Week 6 (29<sup>th</sup> March) ingredients for some Easter treats!*

*Parents, here are some ideas we would recommend you do to help prepare your child for next week!*


- 1. Practise being up and ready for school*
- 2. Make sure the school bags and uniform are ready*
- 3. Try and remember things we have to help us at school like Listen First Time and our No Tooting rule*
- 4. Talk about any worries your child may have about school*
- 5. Remind your children about the importance of hand washing and staying well*
- 6. Reflect on the last few months and the things they have enjoyed*



*We miss you lots and we are looking forward to when we are all able to be together again.*

*Stay safe and keep learning!*


*From Mrs Jeavons & Mrs Oliver*




## **Home learning for the week starting 1<sup>st</sup> March**

**Additional resources will be emailed to you**

	Monday	Tuesday	Wednesday	Thursday	Friday
9.00-9.30	PE with Joe Wicks	Yoga <a href="https://www.youtube.com/user/CosmicKidsYoga">https://www.youtube.com/user/CosmicKidsYoga</a>	PE with Joe Wicks	Dance workout <a href="https://www.youtube.com/watch?v=QphRMaIB LM">https://www.youtube.com/watch?v=QphRMaIB LM</a>	PE with Joe Wicks
9.30-10:00	<p><b>Phonics/Spelling:</b>  <b>Phonic focus for Year One:</b>            Watch a video each day, join in with the activities and if time follow up with some writing of the key words <a href="https://lettersandsounds.org.uk/for-home/year-1">https://lettersandsounds.org.uk/for-home/year-1</a>  <u>Spelling list for the week: match, watch, pitch, picture, feature, calm, warm, mark, dark, park</u></p> <p><b>Phonic focus for Year Two:</b>            Monday: <u>ee ea ey y e ie - Alternative Spellings - Bing video</u>            Tuesday – Friday: Complete the resources emailed to you  <u>Spelling list for the week: key, donkey, monkey, chimney, valley, trolley, turkey, hockey, parsley, journey./</u></p>				
	<p><b>Focus for the week: Spring Changes!</b>            Listen to this at the start of each Literacy lesson this week!  <a href="https://www.youtube.com/watch?v=sLkK98zuwOc">https://www.youtube.com/watch?v=sLkK98zuwOc</a></p>				
10:00-10.45	<p><b>Reading time (10-10.30)</b></p> <p><b>Zoom meeting (Monday 10.30 am) – don't forget to bring your Spring booklets to show and we'll talk about coming back to school!</b></p> <p>Follow the Zoom lesson by writing a paragraph starting with 'I like Spring because....'            Draw a picture to illustrate your writing.</p>	<p><b>Literacy Focus:</b>  <u>Text knowledge</u></p> <p>1. Write about what Mouse liked about Spring.            2. Write about what Rabbit liked about Spring.            3. Write about what Rabbit didn't like about Spring.</p> <p><u>WILF 3 good short paragraphs with quotes from the book</u></p>	<p><b>Literacy Focus:</b>  <u>Speech bubbles (Wednesday &amp; Thursday)</u></p> <p>Draw each of the characters and then do some speech bubbles around them and write down things they say in the story. Aim for 3 or 4 speech bubbles for each character.</p> <p>1. Mouse            2. Rabbit            3. Bird            4. Bear</p> <p><u>WILF Accurate quotes from the story, year 2's to use speech marks within their speech bubbles, good spelling and punctuation.</u></p>	<p><b>Literacy Focus:</b>  <u>Reading Comprehension</u></p> <p>Year One or Year Two reading comprehension (emailed separately)</p> <p><u>WILF Accurate recall from the text showing good understanding of what they have read.</u></p>	

	<p><u>WILF</u>  <u>Lots of lovely adjectives about Spring, key words using your sheet from last week</u></p>			
<p>10.45-11:00</p>	<p><u>Playtime</u></p>			
<p>11.00-11:10</p>	<p><u>Mental Maths</u>          It's important to keep practising the skills we've already been learning.          Shark Numbers (place value)  <a href="http://www.ictgames.com/sharkNumbers/mobile/index.html">http://www.ictgames.com/sharkNumbers/mobile/index.html</a>          Coconut Odd or Even <a href="https://www.topmarks.co.uk/learning-to-count/coconut-odd-or-even">https://www.topmarks.co.uk/learning-to-count/coconut-odd-or-even</a>          Telling the Time in words  <a href="https://mathsframe.co.uk/en/resources/resource/117/telling-the-time-in-words#">https://mathsframe.co.uk/en/resources/resource/117/telling-the-time-in-words#</a>          Hit the button – doubling and halving (Yr1); 2, 5 and 10 times tables (Yr2)  <a href="https://www.topmarks.co.uk/maths-games/hit-the-button">https://www.topmarks.co.uk/maths-games/hit-the-button</a></p>			
<p>11:10 – 12:00</p>	<p><u>My Maths</u>          Yr1: Counting on and back.          Sums to 20.          Yr2: Commutatively Addition          Introducing written methods.</p>			
<p><u>Maths Yr1</u>          Subtraction - crossing 10 (1).  <a href="https://whiterosemaths.com/homelearning/year-1/spring-week-4-number-addition-and-subtraction-within-20/">https://whiterosemaths.com/homelearning/year-1/spring-week-4-number-addition-and-subtraction-within-20/</a>          See the Follow Deer page for the worksheets, Twist Its and Solve Its.   <u>Yr2</u>          Multiplication using the X symbol.</p>	<p><u>Maths Yr1</u>          Subtraction - crossing 10 (2).  <a href="https://whiterosemaths.com/homelearning/year-1/spring-week-4-number-addition-and-subtraction-within-20/">https://whiterosemaths.com/homelearning/year-1/spring-week-4-number-addition-and-subtraction-within-20/</a>   <u>Yr2</u>          Multiplication sentences from pictures.  <a href="https://whiterosemaths.com/homelearning/year-2/week-1-">https://whiterosemaths.com/homelearning/year-2/week-1-</a></p>	<p><u>Maths Yr1</u>          Related facts.  <a href="https://whiterosemaths.com/homelearning/year-1/spring-week-4-number-addition-and-subtraction-within-20/">https://whiterosemaths.com/homelearning/year-1/spring-week-4-number-addition-and-subtraction-within-20/</a>   <u>Yr2</u>          Use arrays.  <a href="https://whiterosemaths.com/homelearning/year-2/spring-week-2-number-multiplication-and-division/">https://whiterosemaths.com/homelearning/year-2/spring-week-2-number-multiplication-and-division/</a></p>	<p><u>Maths Yr1</u>          Compare number sentences.  <a href="https://whiterosemaths.com/homelearning/year-1/spring-week-4-number-addition-and-subtraction-within-20/">https://whiterosemaths.com/homelearning/year-1/spring-week-4-number-addition-and-subtraction-within-20/</a>   <u>Yr2</u>          2 X table.  <a href="https://whiterosemaths.com/homelearning/">https://whiterosemaths.com/homelearning/</a></p>	<p><u>Maths Yr1</u>          Domino Challenge. See the Follow Deer page for the activity. Complete as much as you can. You don't have to do all of it.   <u>Yr2</u>          5 X table.  <a href="https://whiterosemaths.com/homelearning/year-2/spring-week-2-number-">https://whiterosemaths.com/homelearning/year-2/spring-week-2-number-</a></p>

<a href="https://whiterose-maths.com/home-learning/year-2/week-1-number-multiplication-and-division/">https://whiterose-maths.com/home-learning/year-2/week-1-number-multiplication-and-division/</a> See the Fallow Deer page for the worksheets, Twist Its and Solve Its.	<a href="#">number-multiplication-and-division/</a>		<a href="#">ing/year-2/spring-week-2-number-multiplication-and-division/</a>	<a href="#">multiplication-and-division/</a>	
12:00-1:00	Lunchtime				
1:00 – 2:00	<p><u>Science</u> Please record any progression with your sunflower seeds!</p> <p><u>Habitats?</u></p> <p><a href="https://classroom.thenational.academy/lessons/what-are-the-characteristics-of-living-things-70u30c?step=1&amp;activity=video">https://classroom.thenational.academy/lessons/what-are-the-characteristics-of-living-things-70u30c?step=1&amp;activity=video</a></p> <p>Follow up worksheet to do or you can just do this on paper.</p>	<p><u>Art &amp; DT</u> Spring animals – can you use some cardboard/junk/recycling to make a Spring animal – you may need to make it today and then paint and decorated it tomorrow!</p> <p>Here are some examples:</p> 	<p><u>Preparing to come back to school:</u></p> <p>This afternoon draw a picture of yourself wearing your school uniform and write down any words to describe how you feel about coming back to school and any questions you may have around your picture.</p> <p>Please email us a photo of this and this will help when we return on Monday!</p>	<p><u>RE</u> Palm Sunday. Christians celebrate Easter each spring. The week leading up to Easter Sunday is called Holy Week and it starts with Palm Sunday. Watch the clip. <a href="https://www.youtube.com/watch?v=z-39hOxYqdE">https://www.youtube.com/watch?v=z-39hOxYqdE</a> In churches, people are given palm crosses to remember Palm Sunday. Follow the instructions to make your own (see the Fallow Deer page) or make your own cross to decorate.</p>	<p><u>Golden Time</u> Time for enrichment:</p> <p>Cooking, playing, walking, cycling, art, gardening, board games.</p>



Reading: I have emailed you about the new reading books online. Let me know if you have any problems with this. Some of you have asked to be moved up a level which I am trying to sort it.

Continue to aim to read every day! Read books or comics you have at home, even the tricky ones can be shared with someone at home. These websites are useful for online books:

[www.bbc.co.uk](http://www.bbc.co.uk)

[www.booktrust.org.uk](http://www.booktrust.org.uk)

[www.oxfordowl.co.uk](http://www.oxfordowl.co.uk)

[www.freechildrenstories.com](http://www.freechildrenstories.com)

[www.twinkl.co.uk](http://www.twinkl.co.uk) has some great stories as power-points with comprehension questions to go with them which are great – just select the year group and get going!