




Supporting your child with phonics...

EYFS Reception Year

Set 1 Speed Sounds



Woodside Primary School



The information in this booklet will explain the phonics teaching that your child will receive daily at school during their time in Reception.

It also provides information on how you can help support their phonic development at home.

Thank you for your continued support,

Mrs Jessica Fawkes



The information written in this pamphlet has been gathered from a variety of sources, including:

www.oxfordowl.co.uk

www.oup.com/oxed/primary/rwi/forparents/

Before your child can start to read, s/he needs to learn to:

- say the sound that is represented by each letter or group of letters
- sound out the word, e.g. c-a-t, sh-o-p, s-t-r-ee-t


What are speed sounds?

In Read Write Inc. phonics, the individual sounds are called 'speed sounds'. This is because we want your child to read them effortlessly, 'at speed'.

During this year, your child will be taught the sounds below by sight. They will then learn how to blend them together to read words e.g. c-a-t → cat.

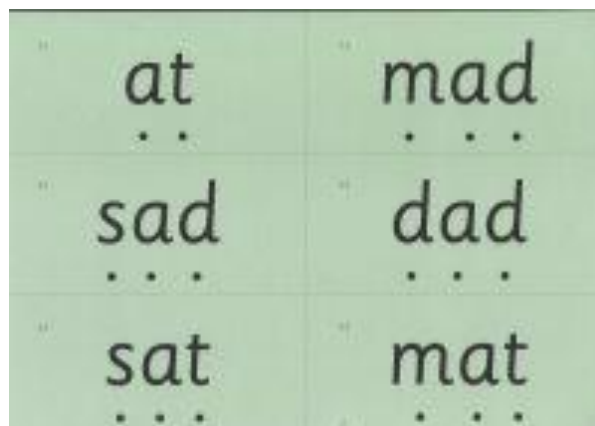
Speed Sounds Set 1

m, a, s, d, t, i, n, p, g, o, c, k, u, b, f, e, l, h, sh, r, j, v, y, w, th, z, ch, qu, x, ng, nk



What are 'decodable' words?

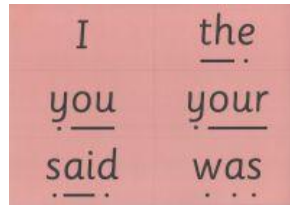
Every speed sound has a list of decodable words linked to it, so your child can 'sound out' and 'sound blend' words containing the new speed sound they have just learnt, for example d-a-d → dad. They look like this:



The dots under each letter remind children to sound each individual sound first, then blend them to say the word.

What are 'red' words?

They can be thought of as the tricky words because you can't 'sound them out' to read them. These words are common words that appear often in reading and need to be learnt by sight. We practise these words as part of our daily phonic session.



Activities to do at home together...

You will use the key ring Set 1 Speed Sound cards

Practise Set 1 'speed sounds'.

When you practise the Speed Sounds, you either have to stretch or bounce it.

Practising the stretchy speed sound m

- look at the picture side - stretch *mmmmountain*



- stretch the sound and say the phrase *Maisie, mountain, mountain*
- repeat the phrase *mmmmountain. Maisie, mountain, mountain*
- look at the letter side - say *m* (as sound)

Practising the bouncy speed sound t

- look at the picture side - bounce the sound and say *t-t-t*
- bounce the sound and say the phrase *t-t-t, Down the tower, across the tower*
- repeat the phrase *t, Down the tower, across the tower*
- look at the letter side - say *t* (as sound)
- decodable words (on the back of the sounds on the key ring) - if your child has been sent home with some decodable words, encourage them to 'sound out' and 'sound blend' the words.

At the end of year 1 children will complete a National Phonics Screening Test. Those that do well in this test read daily and practise their sounds!

Writing Letters

Here is a list of the letter sounds and their rhymes to support letter formation:

In reception children are expected to hold a pencil correctly and form letters correctly by the end of the year.

- a Round the apple down the leaf (apple)
- b Down the laces to the heel, round the toe (Boot)
- c Curl around the caterpillar (caterpillar)
- d Round his bottom up his tall neck and down to his feet (dinosaur)
- e Lift off the top and scoop out the egg (egg)
- f Down the stem, and draw the leaves (flower)
- g Round her face down her hair and give her a curl (girl)
- h Down the head to the hooves and over his back (horse)
- i Down his body, and dot for his head (insect)
- j Down his body, curl and dot (jack-in-the box)
- k Down the kangaroo's body, tail and leg (kangaroo)
- l Down the long leg (leg)
- m Down Maisie, over the mountain over the mountain (Maisie and mountains)
- n Down Nobby, over his net (football net)
- o All around the orange (orange)
- p Down his plait and around his head (pirate)
- q Round her head, up past her earrings and down her hair (queen)
- r Down his back, then curl over his arm (robot)
- s Slither down the snake (snake)
- t Down the tower across the tower (castle tower)
- u Down and under, up to the top and draw the puddle (umbrella)
- v Down a wing, up a wing (vulture)
- w Down up down up (worm)
- x Down the arm and leg and repeat the other side (Exercise)
- y Down a horn up a horn and under his head (yak)
- z Zig-zag-zig (zip)

Internet

www.oxfordowl.co.uk/

A great website that has lots of useful information on it to help you with supporting your child's reading (and maths) development.

If you are able to download APPs, this is a great one to support phonics:

Check your Phonics APP by Pearson Education

Teach Your Monster to Read is a brilliant and fun game that is free. It will take your child through from phase 1 upwards.